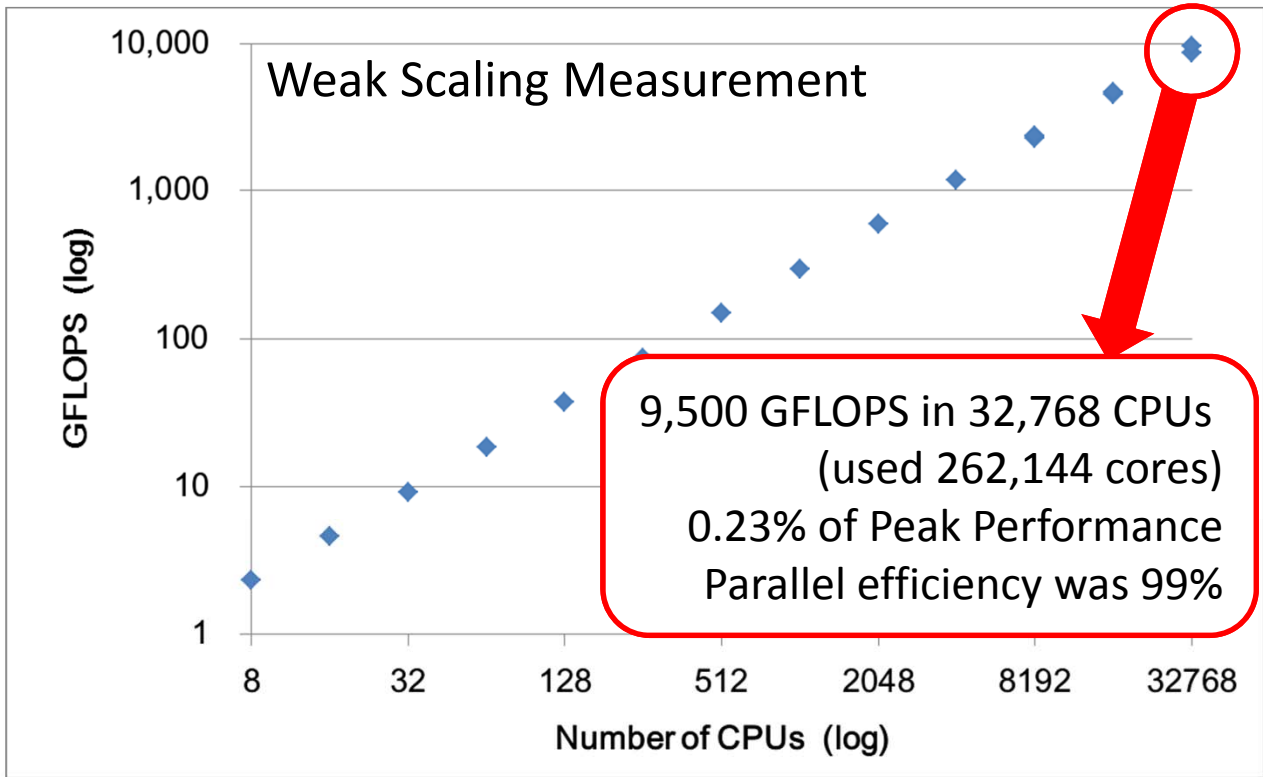


HPCG Performance Improvement on the K computer ~ 10min. brief ~



Kiyoshi Kumahata, Kazuo Minami
RIKEN AICS

Evaluate Original Code 1/2



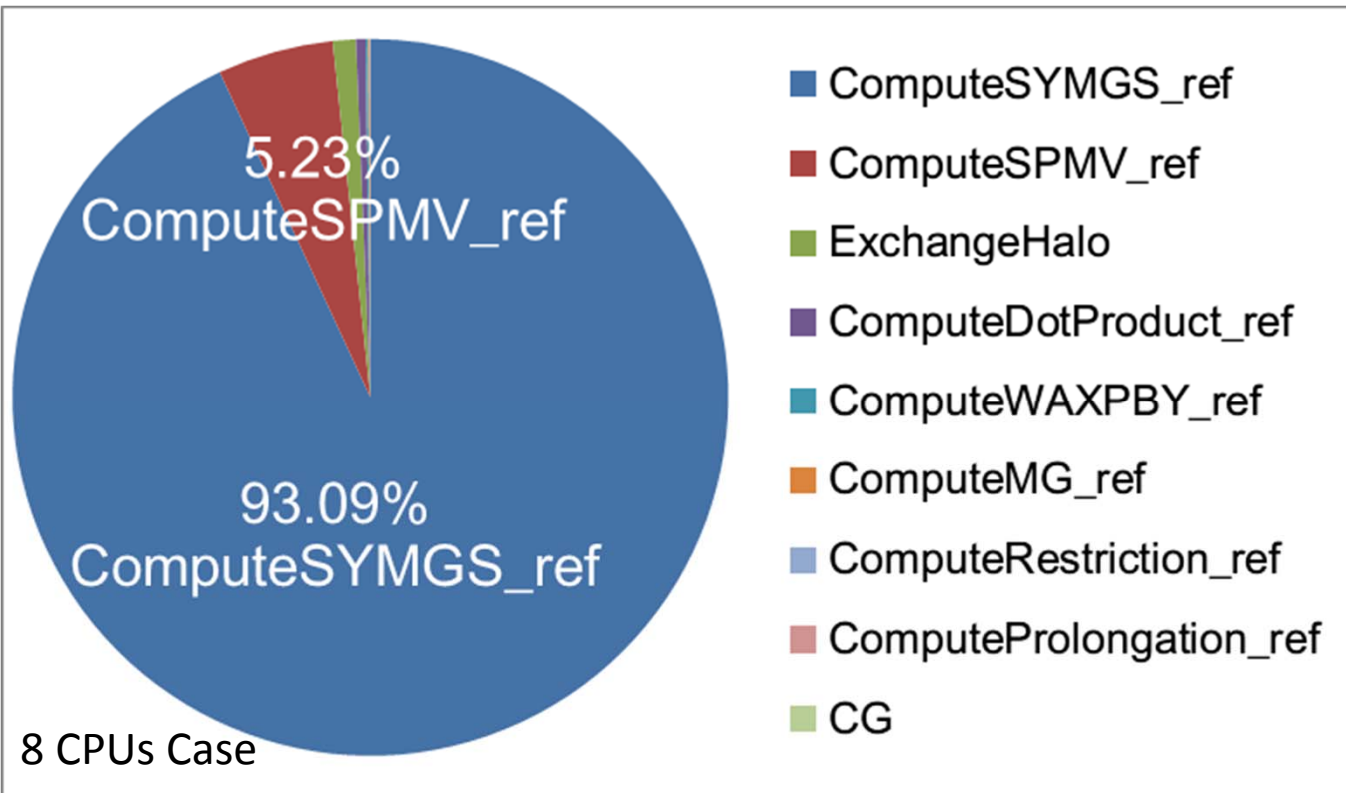
Conditions

- 128^3 DoF/CPU
- 8 threads/CPU
- 10min. for CG
- Typical Compile Option

Good scalability was obtained !!
 So tunings for parallel performance is not necessary !!

GFLOPS values are from "Total with convergence and optimization phase overhead" in the YAML file

Evaluate Original Code 2/2



- Procedures time ratio in the total CG running time by profiler
- 98% of total time consists by major 2 procedures (only computation)


Tuning for Single CPU performance is necessary !!

Tune1: Continuous Memory 1/4

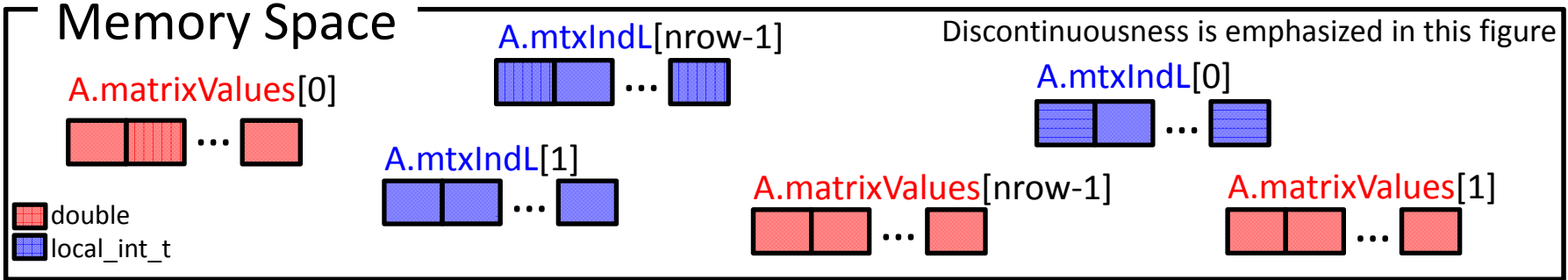
Essence of Matrix Memory Allocation Part (Original)

```

for(local_int_t i=0; i< localNumberOfRows; ++i) {
    mtxIndL[i]      = new local_int_t [numberOfNonzerosPerRow];
    matrixValues[i] = new double      [numberOfNonzerosPerRow];
    mtxIndG[i]      = new global_int_t[numberOfNonzerosPerRow];
}
    
```



- Memory for storing a matrix row is allocated separately
- Each row information are arranged discontinuous in memory space. It disturbs efficient cache memory utilization when computation



Tune1: Continuous Memory 2/4

Essence of Matrix Memory Allocation Part (Modified)

```

int total_size;
local_int_t*  tmp1 = new local_int_t [total_size];
double*      tmpd = new double      [total_size];
global_int_t* tmpg = new global_int_t[total_size];
int offset = 0;
for (local_int_t i=0; i<localNumberOfRows; ++i){
    mtxIndL[i]      = tmp1 + offset
    matrixValues[i] = tmpd + offset
    mtxIndG[i]      = tmpg + offset
    offset += max_nnz;
}

```

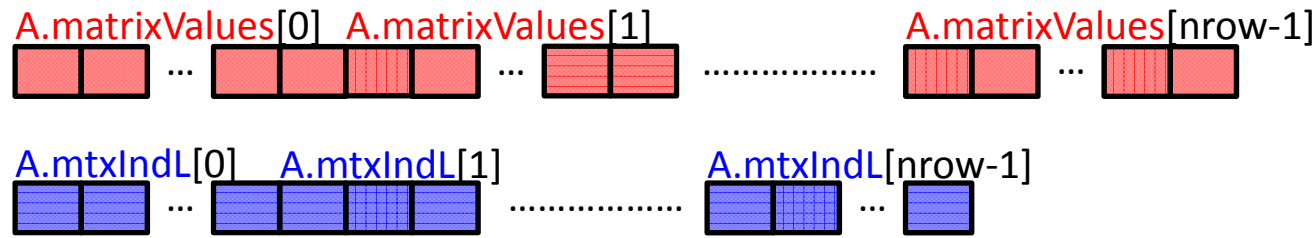
} Allocate all once

} Assign pointer for each row

max number of nonzeros for a row in matrix

• Every row information are arranged continuously

Memory Space



Tune1: Continuous Memory 3/4

Essence of of Backward Loop of SYMGS (Original)

```

for(int i=nrow-1; i>=0; i--){
  double* curValues = A.matrixValues[i];
  int*     curIndices = A.mtxIndL[i];
  int     curNZ      = A.nonzerosInRow[i];
  double  curDiag    = matrixDiagonal[i][0];

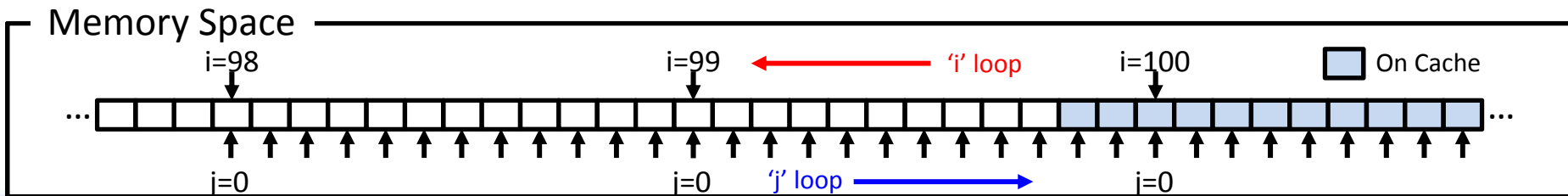
  double sum = rv[i];
  for(int j=0; j<curNZ; j++){
    int curCol = curIndices[j];
    sum -= curValues[j]* xv[curCol];
  }
  sum += xv[i] * curDiag;
  xv[i] = sum / curDiag;
}

```

In original code, loop direction of **inner loop** in backward loop of SYMGS is reverse

- **Outer 'i' loop goes backward direction**
- **Inner 'j' loop goes forward direction**

After **outer 'i' loop** switched to next iteration, memory address referred by **inner 'j' loop** first iteration will not on cache because **inner 'j' loop** goes to reverse direction to **outer 'i' loop**



Tune1: Continuous Memory 4/4

Essence of of Backward Loop of SYMGs (Modified)

```

for(int i=nrow-1; i>=0; i--){
    double* curValues = A.matrixValues[i];
    int*     curIndices = A.mtxIndL[i];
    int     curNZ      = A.nonzerosInRow[i];
    double  curDiag    = matrixDiagonal[i][0];

    double sum = rv[i];
    for(int j=curNZ-1; j>=0; j--){
        int curCol = curIndices[j];
        sum -= curValues[j]* xv[curCol];
    }
    sum += xv[i] * curDiag;
    xv[i] = sum / curDiag;
}

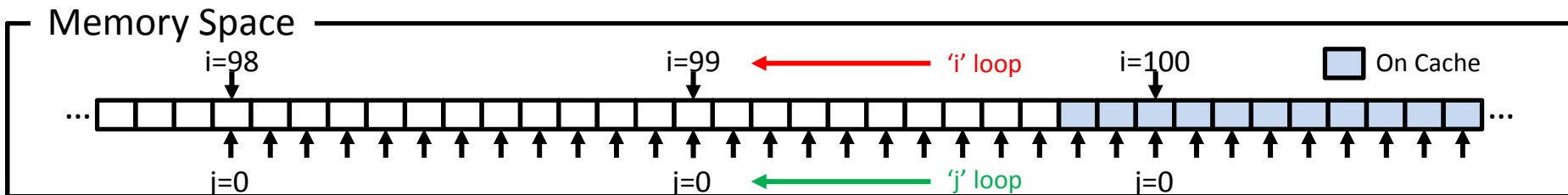
```

Inner 'j' loop direction is not constraint to be forward direction. So it can be reversed

- Outer 'i' loop goes backward direction
- Inner 'j' loop goes backward direction

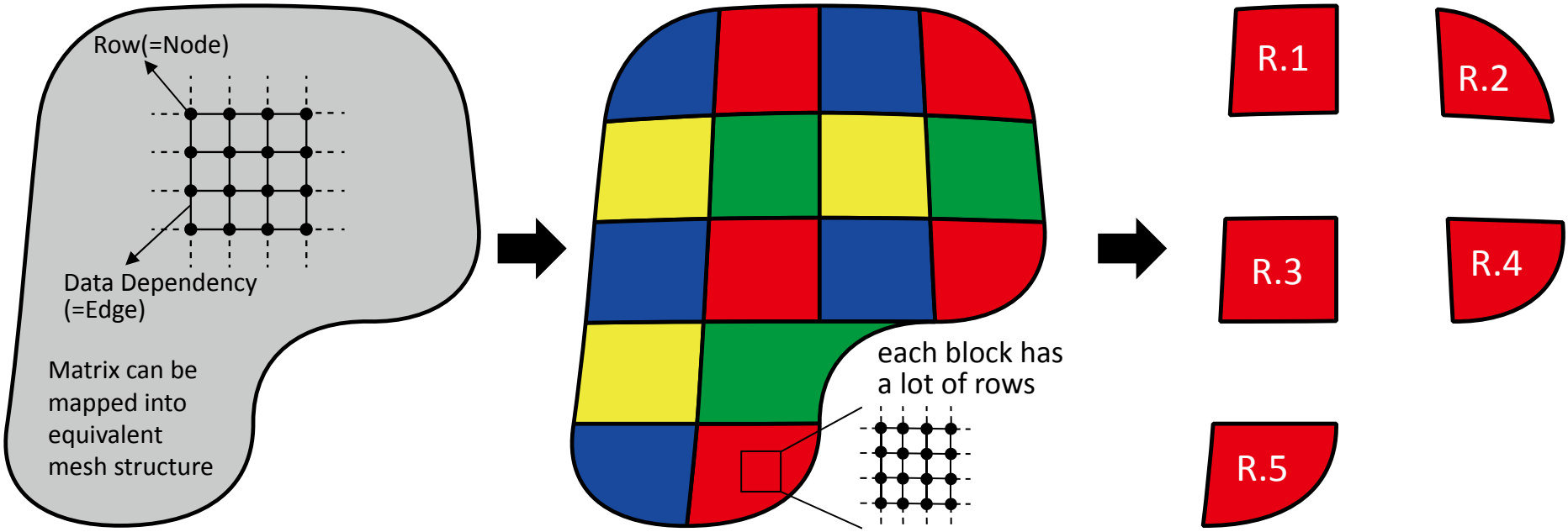
By reversing inner 'j' loop direction, memory address referred by inner 'j' loop first iteration will be on cache!

And prefetch mechanism can predict easily required memory address.



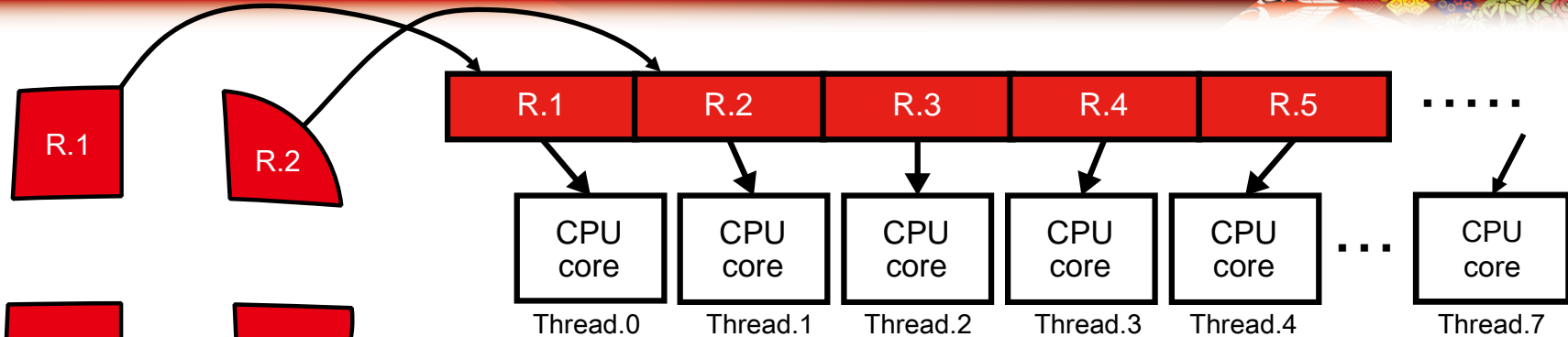
Tune2: Coloring for SYMGs 1/2

To avoid side effect of coloring (cache thrashing), we employed new way using block



1. Mesh structure is divided into lots of blocks. Each block has a lot of rows. And number of rows in block is as same as possible to avoid work imbalance
2. In here, color is assigned to a block instead of a node. And different color is assigned into neighboring blocks.
3. The, there are no data dependencies between blocks in same color.

Tune2: Coloring for SYMGs 2/2



There are no data dependencies between blocks in same color.

But dependencies occur among the rows in same block.

Therefore, thread parallelism is applied to block, code is modified into right figure.

```

for(int ic=0; ic<ncolor; ic++){
    Add middle loop to iterate block.
    And parallelize block loop by inserting a directive
    #pragma omp parallel for
    for(int ib=0; ib<nblock[ic]; ib++){
        for(int i=st[ic][ib]; i<=ed[ic][ib]++){
            ...Innermost loop...
        }
    }
}
    
```

Sample for SPMV (Original)

```
for(local_int_t i=0; i<nrow; i++){
    double sum = 0.0;
    const double* const cur_vals = A.matrixValues[i];
    const local_int_t* const cur_inds = A.mtxIndL[i];
    const int cur_nnz = A.nonzerosInRow[i];

    for(int j=0; j<cur_nnz; j++){
        sum += cur_vals[j]*xv[cur_inds[j]];
    }
    yv[i] = sum;
}
```

Complicated access path for matrix nonzero information via pointer

Software pipeline don't work well for short loop

SYMGS also has same problem

Modify Sample for SPMV

```
double* val = A.matrixValues[0];  
local_int_t* index = A.mtxIndL[0];  
for(local_int_t i=0; i<nrow-1; i=i+2){  
    id1 = (i )*max_nnz;  
    id2 = (i+1)*max_nnz;  
    sum1 = 0.0;  
    sum2 = 0.0;  
    for(int j=0; j<max_nnz; j++){  
        sum1 += val[id1+j] * xv[index[id1+j]];  
        sum2 += val[id2+j] * xv[index[id2+j]];  
    }  
    yv[i ] = sum1;  
    yv[i+1] = sum2;  
}
```

matrix is continuous in memory,
so simple path is able

Tune3: Loop Optimization 2/3

Modify Sample for SPMV

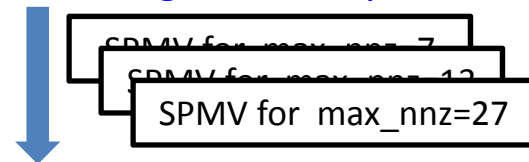
```
double* val = A.matrixValues[0];
local_int_t* index = A.mtxIndL[0];
for(local_int_t i=0; i<nrow-1; i=i+2){
    id1 = (i )*max_nnz;
    id2 = (i+1)*max_nnz;
    sum1 = 0.0;
    sum2 = 0.0;
    for(int j=0; j<max_nnz; j++){
        sum1 += val[id1+j] * xv[index[id1+j]];
        sum2 += val[id2+j] * xv[index[id2+j]];
    }
    yv[i ] = sum1;
    yv[i+1] = sum2;
}
```

2. Software Pipelined

3. Unroll 2

1. Unroll Full

Avoiding short loop is necessary



- make several SPMV for various max_nnz
- Full unrolling innermost loop j

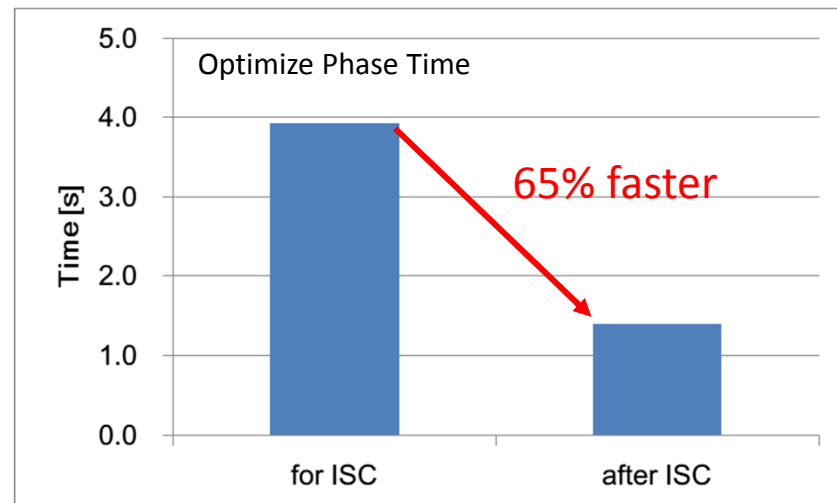
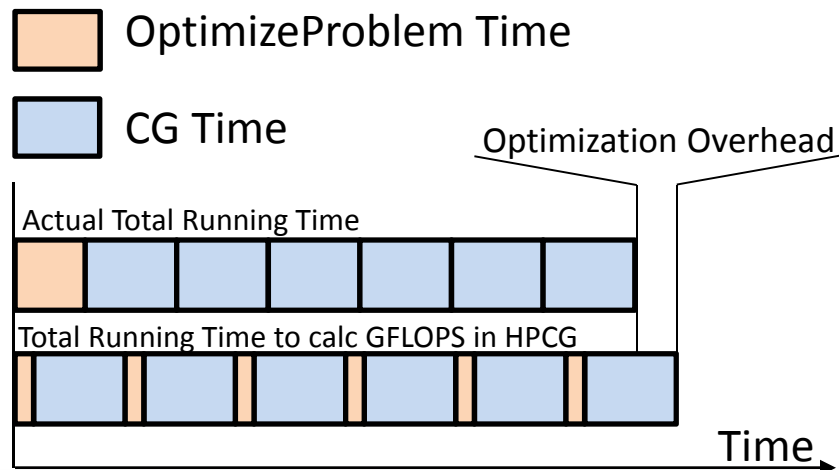
To increase software pipelined operations

- 2 unrolling loop i

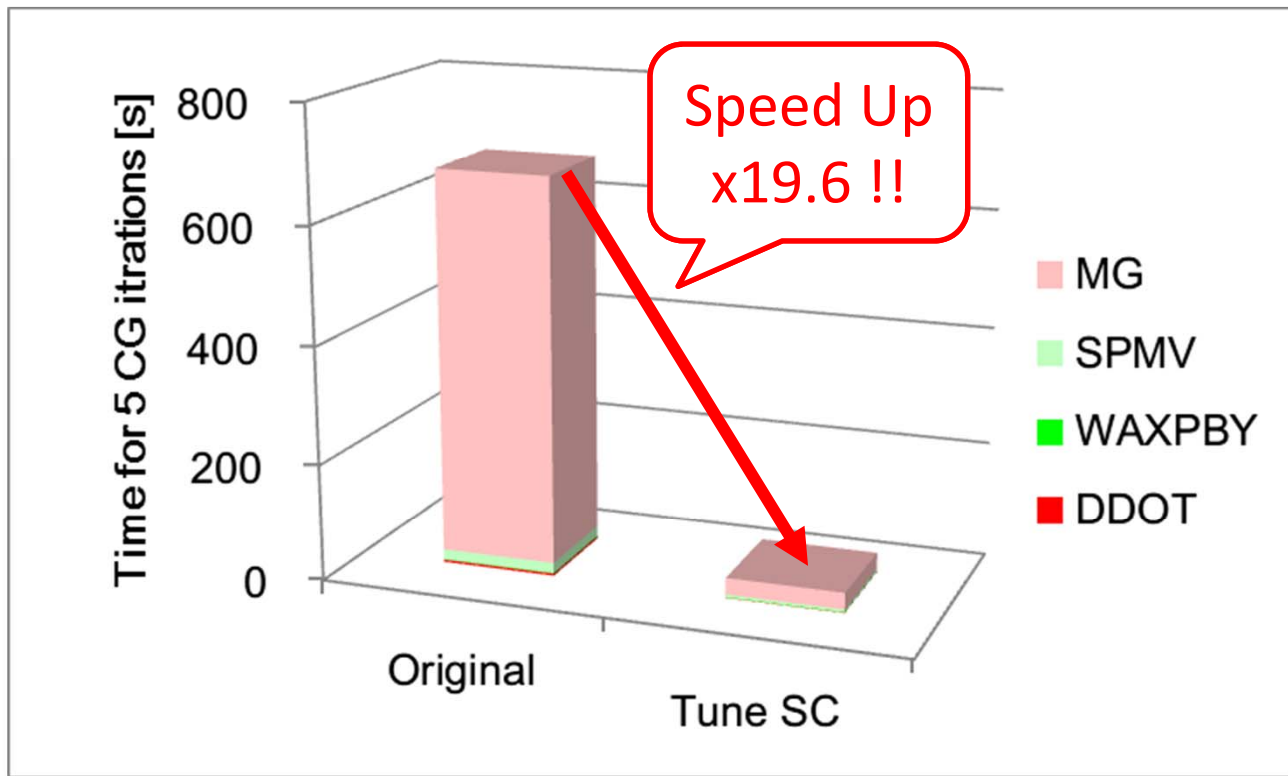
1. Parameter adjustment

- Running environment parameter on the K
- Block size

2. Code Refinement for OptimizeProblem.cpp to decrease overhead



Summary: Latest Tuning Effect



Employ tuning ways

- Continuous Memory
- Coloring for SYMGs multithreading with blocking
- Loop optimization
- Parameter adjustment
- Code refinement for OptimizeProblem

Good improve obtained